



University College London and the Global upper quarter boundary

Overall

The research postgraduate experience at UCL

University College London
Global upper quarter boundary

The overall satisfaction of research postgraduates with their studies was 78%, based on 2326 responses. Aspects of best practice (with most agreement relative to the benchmark), were research community influence and the research seminars. The understanding of standards and the understanding of deadlines were areas for improvement.

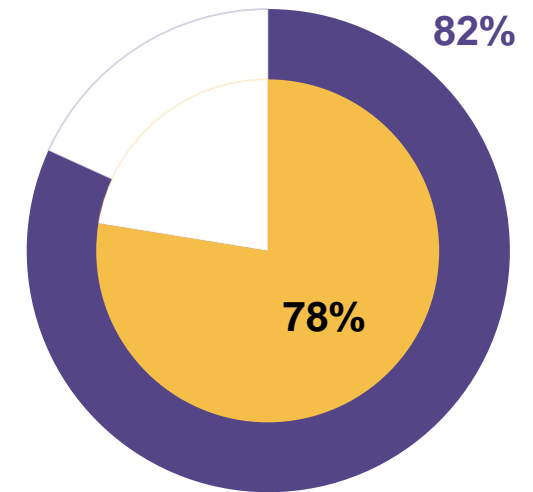


Figure 1: Overall satisfaction

Best practice

As Figure 2 shows, the proportion of PGRs who agreed that **their work was influenced by the research community** was 61% at UCL, which was 5 percentage points above the Global upper quarter boundary (56%).

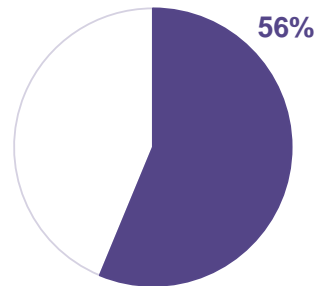


Figure 2: Research community influence

Figure 3 shows that 72% of PGRs at UCL agreed that **there was a good range of seminars**. This was 5 percentage points above the Global upper quarter boundary (67%).

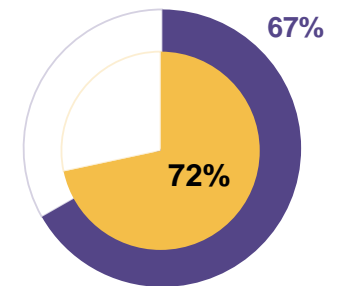


Figure 3: The research seminars

Areas for improvement

As Figure 4 shows, the proportion of PGRs who agreed that **they understood the required standard for their thesis** was 74% at UCL, which was 9 percentage points below the Global upper quarter boundary (83%).

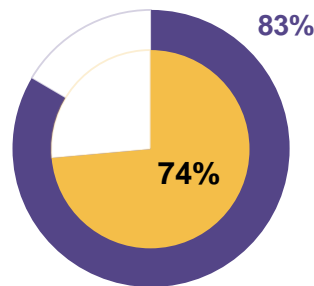


Figure 4: The understanding of standards

Figure 5 shows that 80% of PGRs at UCL agreed that **they understood how their progress was monitored**. This was 9 percentage points below the Global upper quarter boundary (89%).

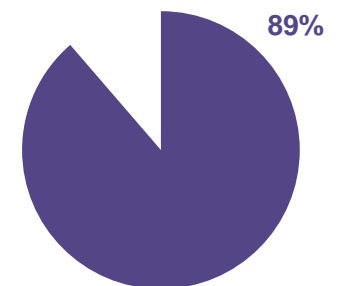


Figure 5: The understanding of deadlines

UCL and the PGR experience benchmarked

% agree for area

Key:

50%



Highest quarter: In the top 25% of institutions for this area

Second quarter: Above average, but below the top 25%

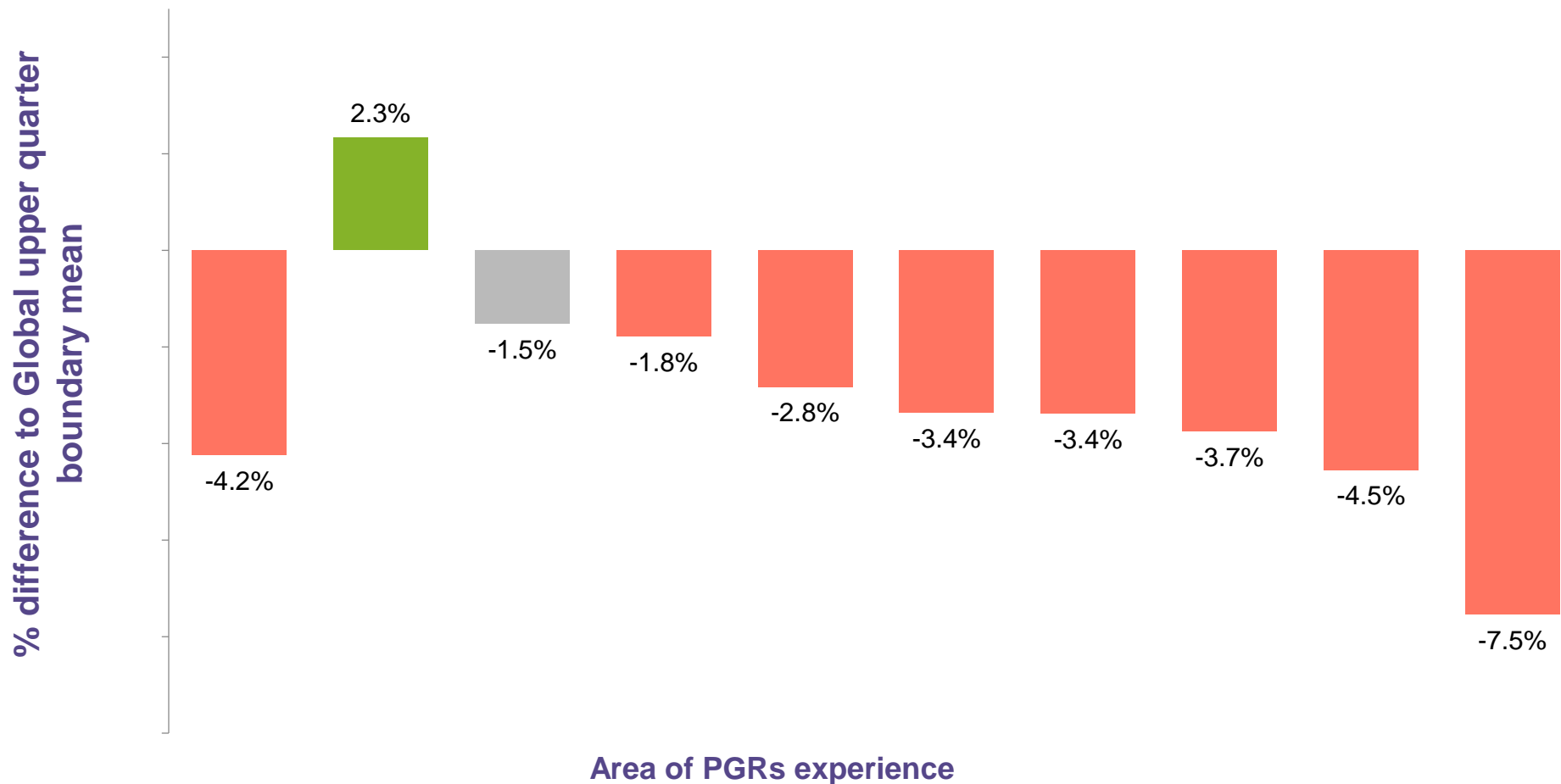
Third quarter: Below average, but above the bottom 25%

Lowest quarter: In the bottom 25% of institutions for this area

(only institutions receiving 23 responses or over were included in the calculation of quarters)

UCL and the PGR experience benchmarked

The area research postgraduates at UCL were most positive about was Researchculture, with their agreement 2.3 percentage points above the Global upper quarter boundary, a significant difference. The area research postgraduates were least positive about was Progression, which was 7.5 percentage points below the Global upper quarter boundary, a significant difference.

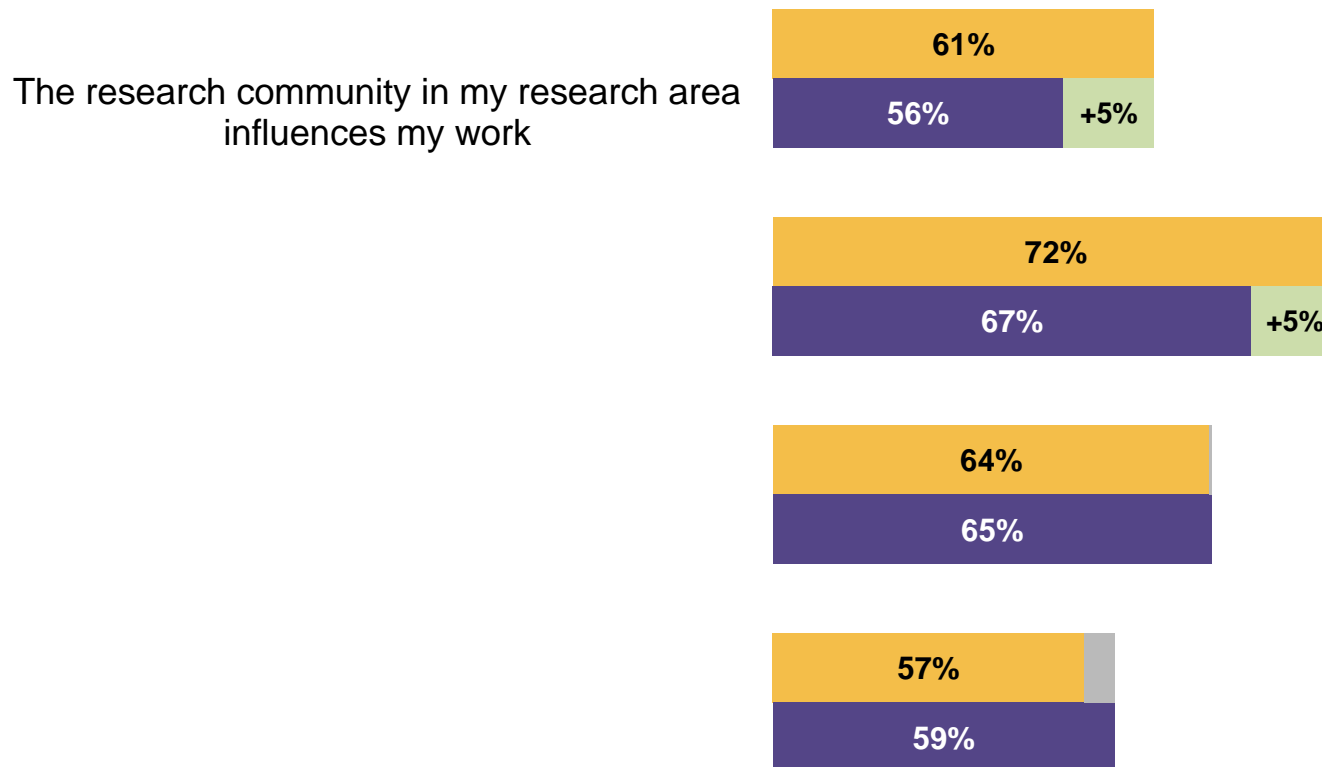


Key: ■ Positive significant difference
■ No significant difference
■ Negative significant difference

Focus on Research culture

Exploring further within the research postgraduate experience of Research culture, the statement that was most positive relative to the Global upper quarter boundary, was 'the research community in my research area influences my work'. Of the 2278 PGRs from UCL who answered this statement, 61% agreed; this was significantly above the Global upper quarter boundary by 5 percentage points.

Research culture



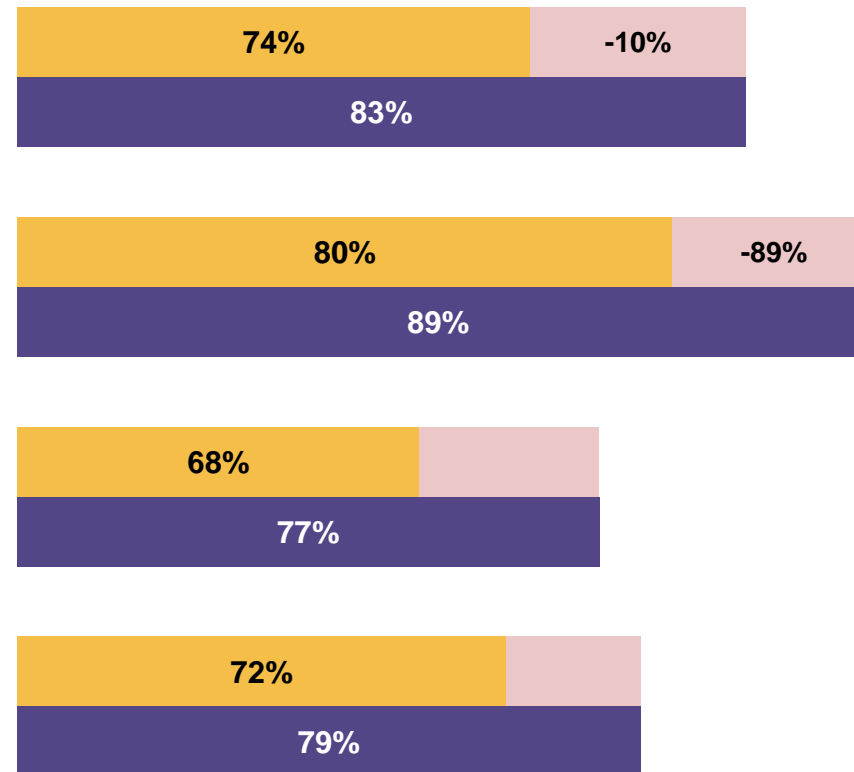
Key: ■ University College London
■ Global upper quarter boundary

■ Significant positive difference
■ No significant difference
■ Significant negative difference




Focus on Progression

Exploring within Progression, the least positive statement relative to the Global upper quarter boundary, was 'I understand the required standard for my thesis'. Of the 2305 PGRs from UCL who answered this statement, 74% agreed. This was significantly below the Global upper quarter boundary by 10 percentage points.

Progression

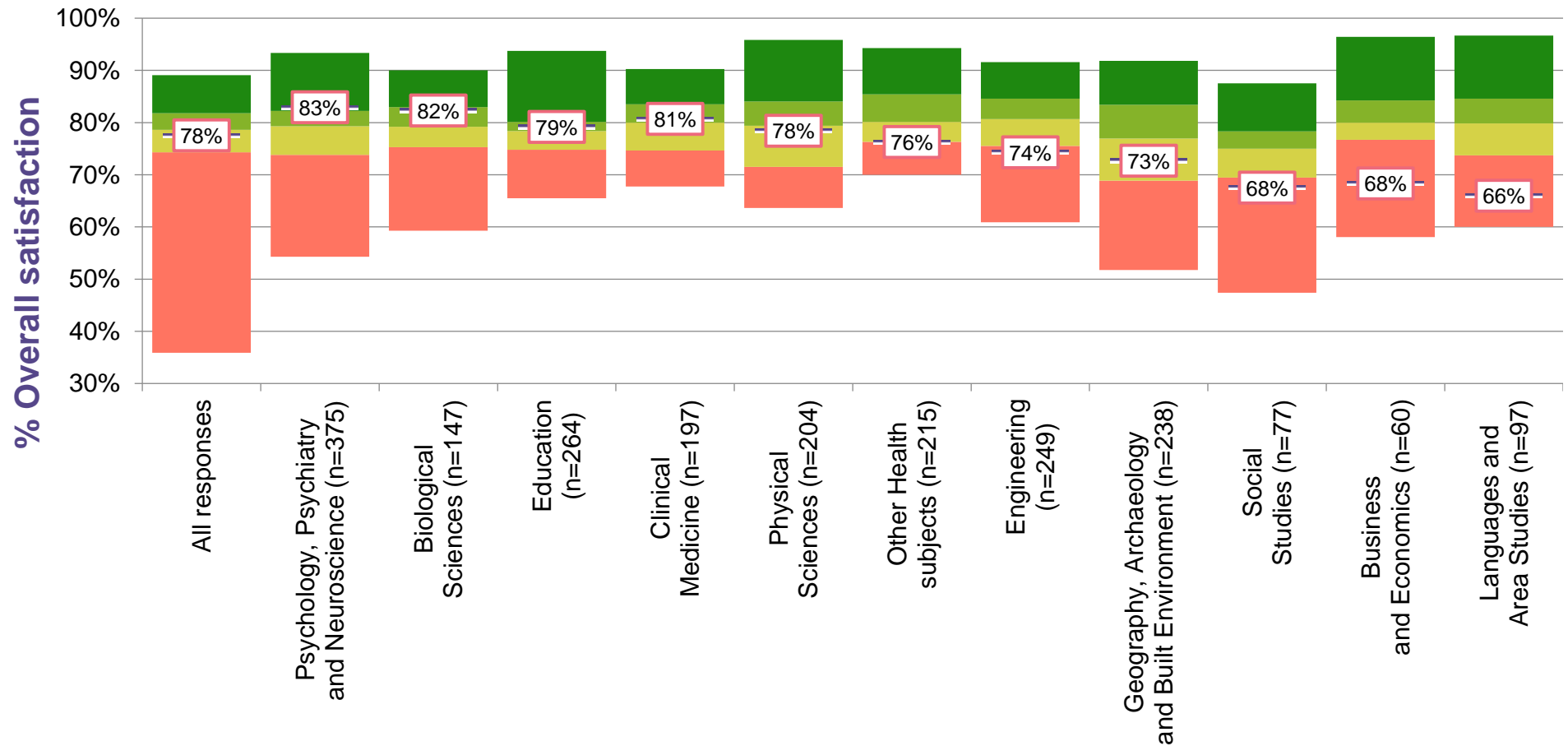


Key:  University College London
 Global upper quarter boundary


 Significant positive difference
 No significant difference
 Significant negative difference

Difference in PGR experience by subject

The graph below shows the position of UCL in relation to institutions in the Global benchmark, by CAH1 subject. UCL was placed across a range of quarters.



Key:

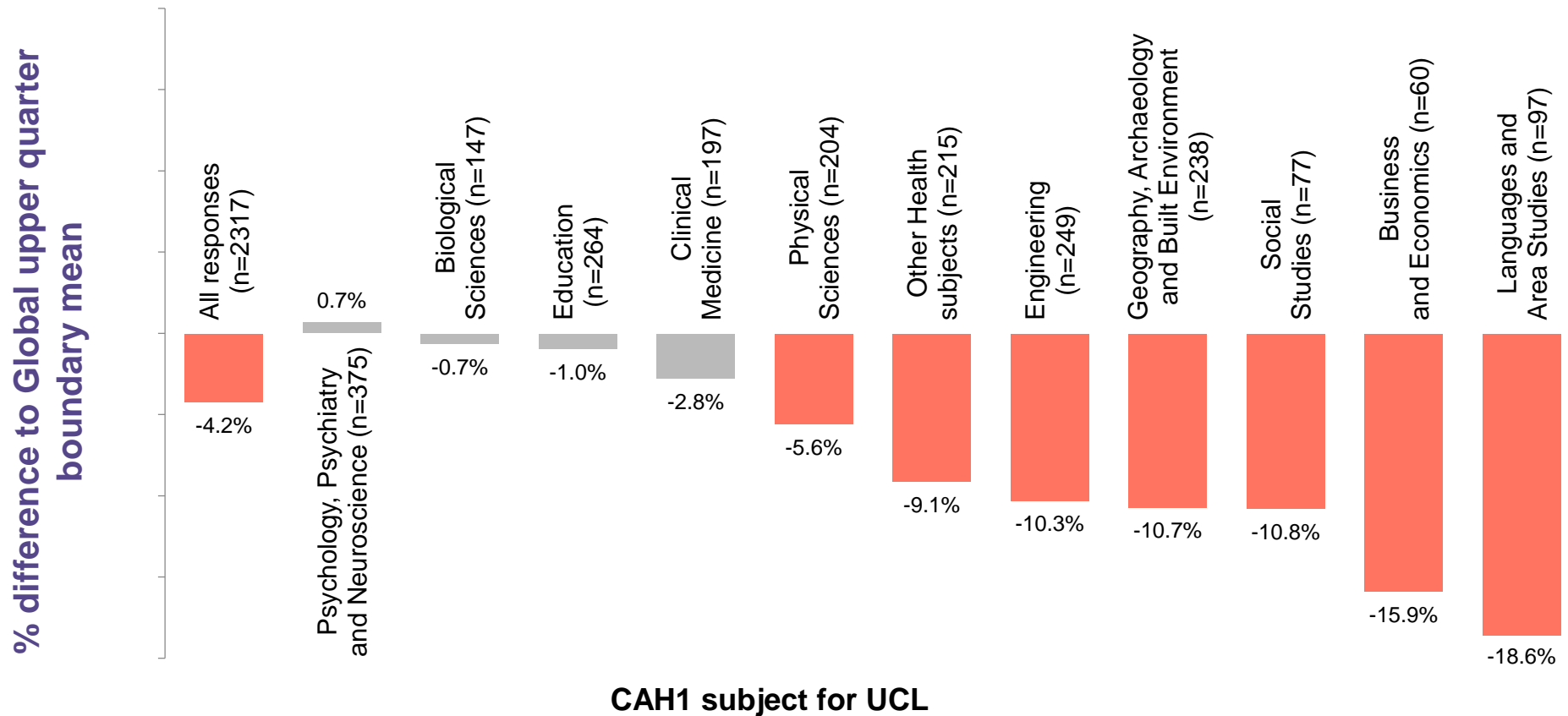


- Highest quarter: In the top 25% of institutions for this area
- Second quarter: Above average, but below the top 25%
- Third quarter: Below average, but above the bottom 25%
- Lowest quarter: In the bottom 25% of institutions for this area

(only institutions receiving 23 responses or over were included in the calculation of quarters)

Difference in PGR experience by subject

Relative to the Global upper quarter boundary, overall satisfaction for UCL PGRs was highest in Psychology, Psychiatry and Neuroscience (n=375); being 0.7 percentage points above the benchmark. The subject within which respondents were least satisfied overall, to a significant extent, was Languages and Area Studies (n=97); which was 18.6 percentage points below the Global upper quarter boundary.



Key:

- Positive significant difference
- No significant difference
- Negative significant difference

Focus on Subject

University College London
Global upper quarter boundary



Psychology, Psychiatry and Neuroscience

The overall satisfaction PGRs in Psychology, Psychiatry and Neuroscience had with their studies was 83%, based on 375 responses. Aspects of best practice were the research seminars and research community influence. Feeling part of a community and the opportunities to interact were areas for improvement.

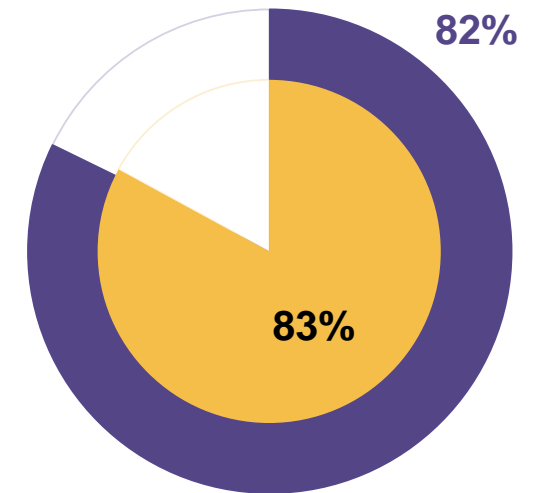


Figure 1: Overall satisfaction

Best practice

As Figure 2 shows, the proportion of PGRs in Psychology, Psychiatry and Neuroscience who agreed that **there was a good range of seminars** was 80% at UCL, which was 11 percentage points above the Global upper quarter boundary (69%).

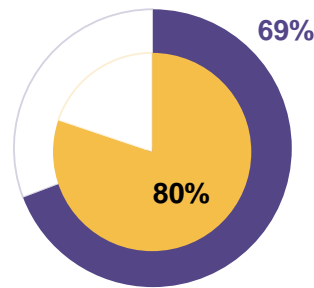


Figure 2: The research seminars

Figure 3 shows that 69% of PGRs in Psychology, Psychiatry and Neuroscience at UCL agreed that **their work was influenced by the research community**. This was 9 percentage points above the Global upper quarter boundary (60%).

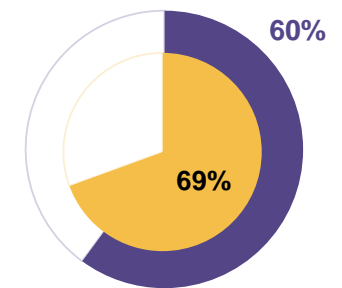


Figure 3: Research community influence

Areas for improvement

As Figure 4 shows, the proportion of PGRs in Psychology, Psychiatry and Neuroscience who agreed that **they felt part of a community of postgraduate research students** was 48% at UCL, which was 10 percentage points below the Global upper quarter boundary (58%).

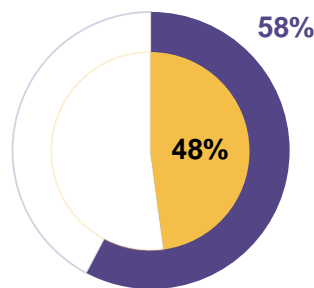


Figure 4: Feeling part of a community

Figure 5 shows that 54% of PGRs in Psychology, Psychiatry and Neuroscience at UCL agreed that **there were sufficient opportunities to interact with other PGRs**. This was 9 percentage points below the Global upper quarter boundary (63%).

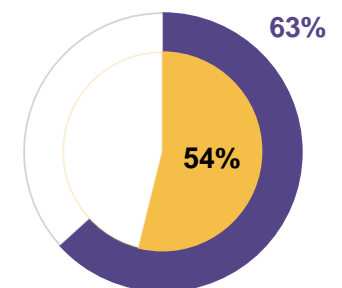


Figure 5: The opportunities to interact

Focus on Subject

University Collegeage39r6r
Global upper quarter boundary

Languages and Area Studies

Best practice

As Figure 2 shows, the proportion of PGRs in Languages and Area Studies who agreed that **their ability to communicate information has developed** was 75% at UCL, which was 3 percentage points below the Global upper quarter boundary (78%).

78%

Areas for improvement

As Figure 4 shows, the proportion of PGRs in Languages and Area Studies who agreed that **they had suitable working space when on campus** was 49% at UCL, which was 29 percentage points below the Global upper quarter boundary (78%).

78%

Figure 1: Overall satisfaction

93%

Figure 3: Online library access

81%

Figure 5 shows that 61% of PGRs in Languages and Area Studies at UCL agreed that **the support for academic skills met their needs**. This was 20 percentage points below the Global upper quarter boundary (81%).




Figure 5: Support for academic skills

Differences in student experience

% overall difference to Global upper
quarter boundary

Difference by demographics (and UCL counts)

Key:

	Positive significant difference
	No significant difference
	Negative significant difference

For research postgraduates who were 30 years old or younger, the overall satisfaction they had with their studies was 80%, based on 1390 responses. Aspects of best practice were the research seminars and research community influence. The understanding of deadlines and the understanding of standards were areas for improvement.

Figure 1: Overall satisfaction

Best practice

As Figure 2 shows, the proportion of students who were 30 years old or younger who agreed that **there was a good range of seminars** was 76% at UCL, which was 7 percentage points above the Global upper quarter boundary (69%).

69%

Figure 2: The research seminars

88%

Figure 4: The understanding of deadlines

Figure 3 shows that 66% of students who were 30 years old or younger at UCL agreed that **their work was influenced by the research community**. This was 5 percentage points above the Global upper quarter boundary (61%).

61%

Figure 5: The understanding of standards

79%

The overall satisfaction research postgraduates who were 31 years old or older had with their studies was 74%, based on 927 responses. Aspects of best practice

93%

54%

66%

81%

Figure 5 shows that 70% of students who were 31 years old or older at UCL agreed that **there was appropriate induction to the programme**. This was 11 percentage points below the Global upper quarter boundary (81%).

Key:  University College London
 Global upper quarter boundary

This page shows the profile of research postgraduates at UCL compared to the Global upper quarter boundary. In

Figure 1: demographic and delivery profile

Figure 2: Distribution of students across subject areas*

surveys@advance-he.ac.uk

Any of your institutional results, including ranking position, may be communicated internally or published externally at any time. We ask you not to make external

Quarter methodology

The quarters are based on all institutions that have, on average, 23 valid responses or over to the questions making up the survey area. Quarters are only reported when there are a minimum of 8 institutions within an area.

For more on how the differences and quarters have been calculated, please refer to the statistics guide in the 'Guides' workbook supplied alongside this report.