



University College London and the Global upper quarter boundary

Any of your institutional results, including ranking position, may be communicated internally or published externally at any time. We ask you not to make external reference to any sector benchmark results until after the publication of the Advance HE sector reports in the Autumn.

POSTGRADUATE

RESEARCH EXPERIENCE

SURVEY

At UCL there were 3892 respondents to PRES 2021. The overall satisfaction they had with their studies was 80%, this was 1% lower than the score for the Global upper quarter boundary.

62% of students stated their work was influenced by the research community, 8% above the Global upper quarter boundary. Less positively, relative to the benchmark, just 73% of respondents stated they understood the required standard for their thesis.

81%

Overall satisfaction



Most positive statements

1.

54%

The research community in my research area influences my work

2.

68%

I have access to a good range of seminars in my research area

Most negative statements

1.

85%

I understand the required standard for my thesis

2.

80%

The final assessment procedures for my degree are clear to me

Areas of experience by quarters

The graph below shows the position of UCL in relation to institutions in the Global benchmark. UCL was mostly in the third quarter.

Key:

University College London

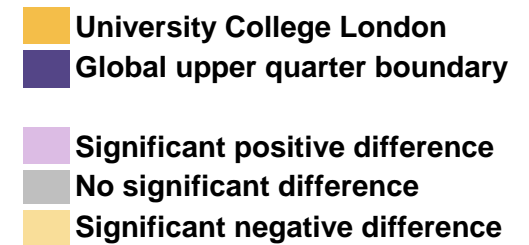
Highest quarter	In the top 25% of institutions for this area
Second quarter	Above average, but below the top 25%
Third quarter	Below average, but above the bottom 25%
Lowest quarter	In the bottom 25% of institutions for this area

4.

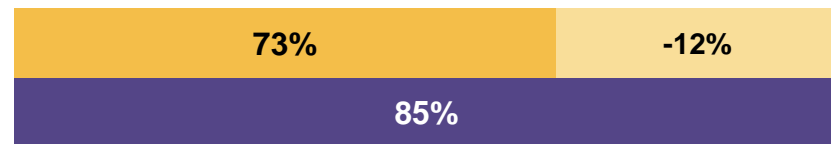


Focus on: Progression

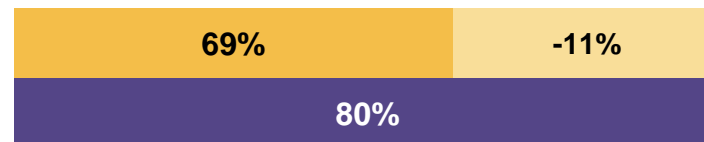
Exploring within progression, the least positive statement, relative to the Global upper quarter boundary, was 'I understand the required standard for my thesis'. Of the 3857 respondents from UCL who answered this statement, 73% agreed, 12% below the Global upper quarter boundary.



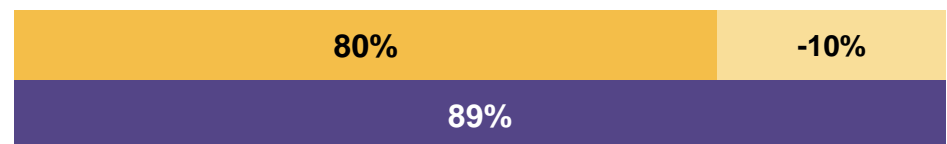
I understand the required standard for my thesis



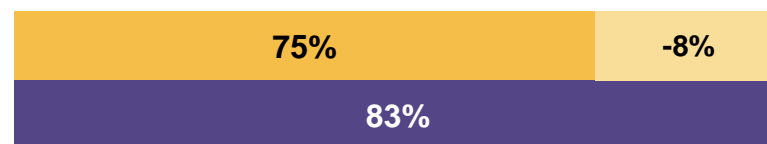
The final assessment procedures for my degree are clear to me



I understand the requirements and deadlines for formal monitoring of my progress



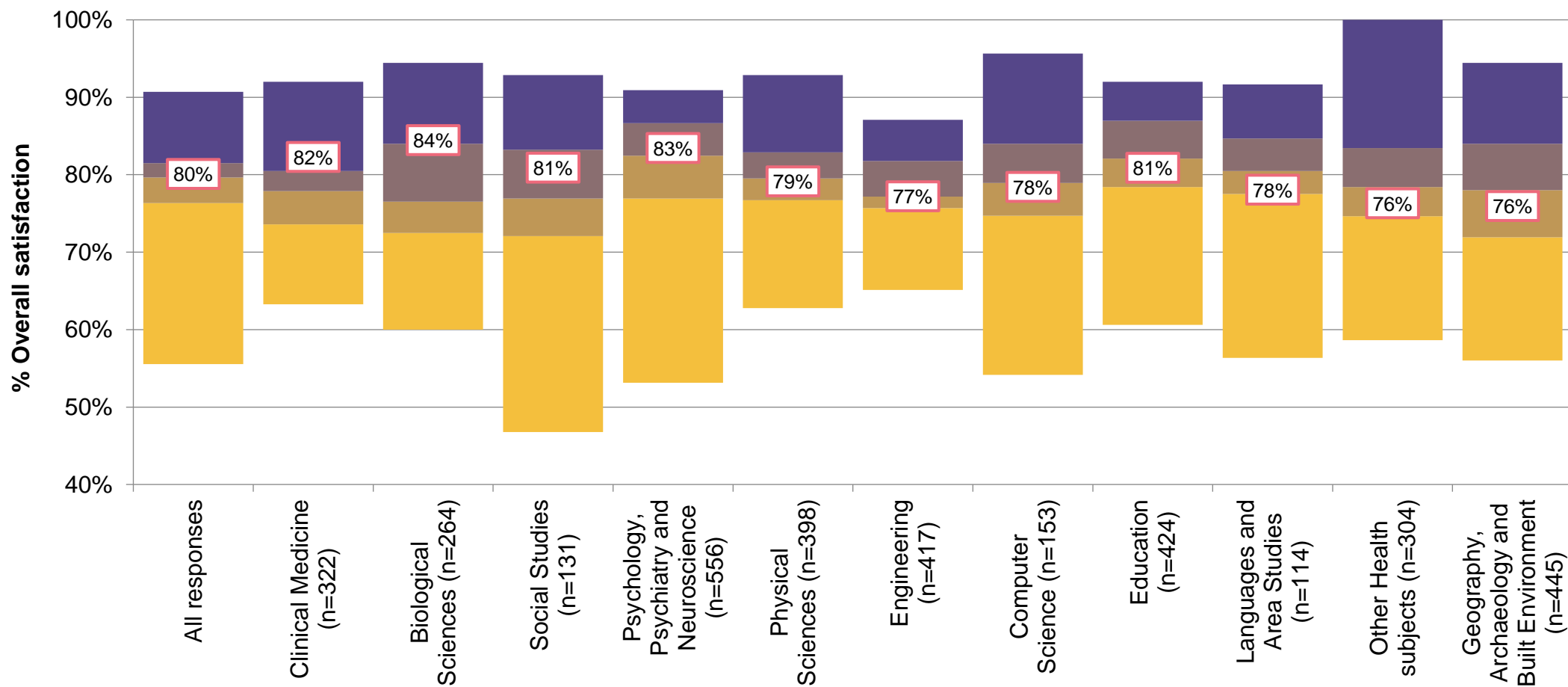
I received an appropriate induction to my research degree programme



Quarter position by discipline

The graph below shows the position of UCL in relation to institutions in the Global benchmark, by CAH1 subject. UCL was mostly in the third quarter.

Key:	
50%	University College London
Highest quarter	In the top 25% of institutions for this area
Second quarter	Above average, but below the top 25%
Third quarter	Below average, but above the bottom 25%
Lowest quarter	In the bottom 25% of institutions for this area



Difference by discipline

The discipline within which respondents at UCL were most positive overall was Clinical Medicine (n=322), which was 2% above the Global upper quarter boundary. The discipline within which respondents were least positive overall was Geography, Archaeology and Built Environment (n=445), which was 8% below the Global upper quarter boundary.

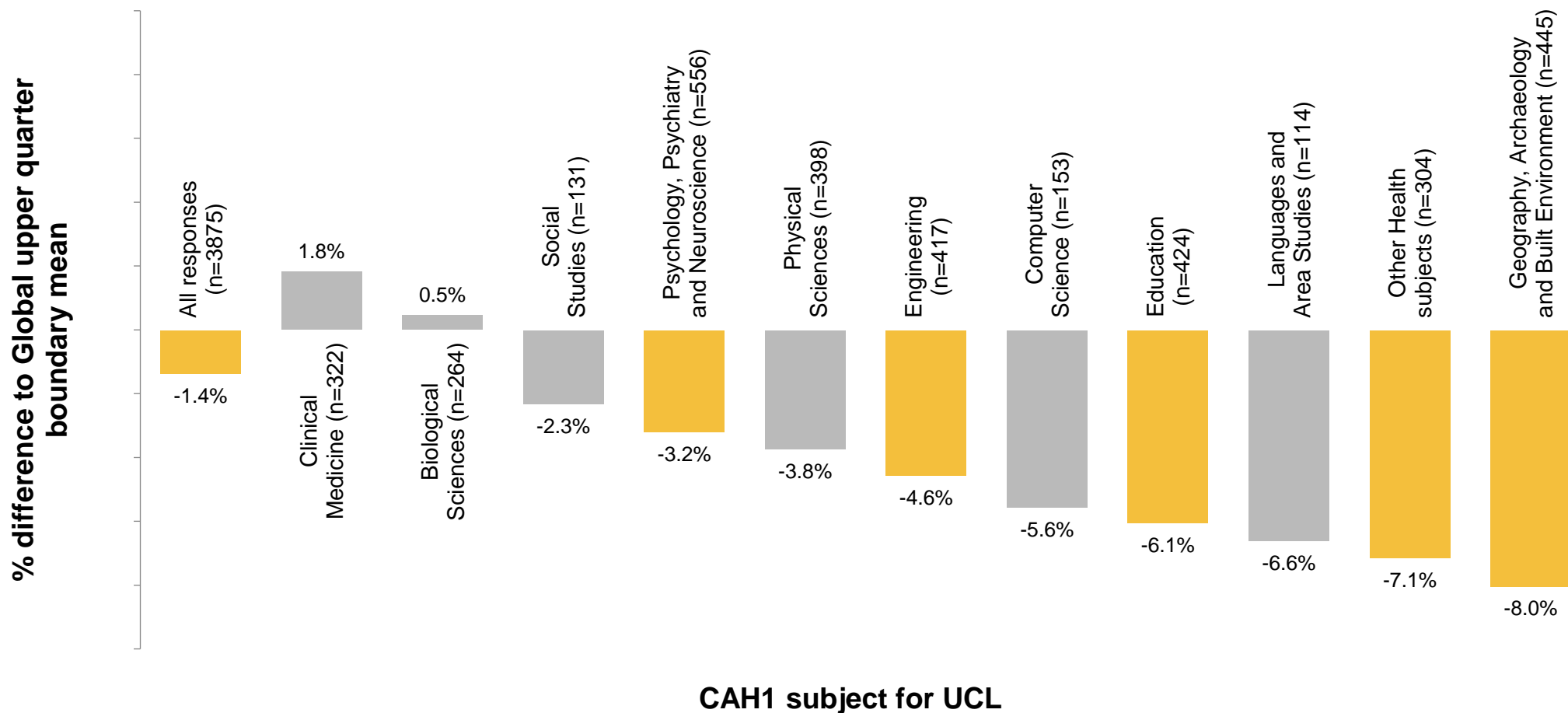
Key:

Difference to the Global upper quarter boundary

Positive significant difference

No significant difference

Negative significant difference



Most positive statements

1.

81%

Communications from my institution in relation to the Covid-19 pandemic were appropriate and clear

2.

70%

I have developed contacts or professional networks during my programme

Most negative statements

1.

77%

I understand the required standard for my thesis

71%

The support for my health and wellbeing meets my needs



Most positive statements

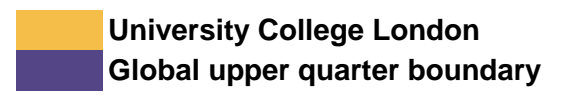
2.

56%

96%

78%

79%



I have a suitable working space when I am on campus

Differences by demographics

Shown below is the overall satisfaction for UCL and Global upper quarter boundary, broken down by the main demographic and mode of



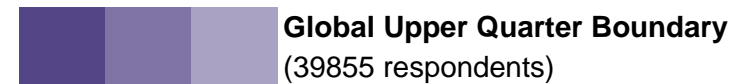

Overall satisfaction

Overall satisfaction

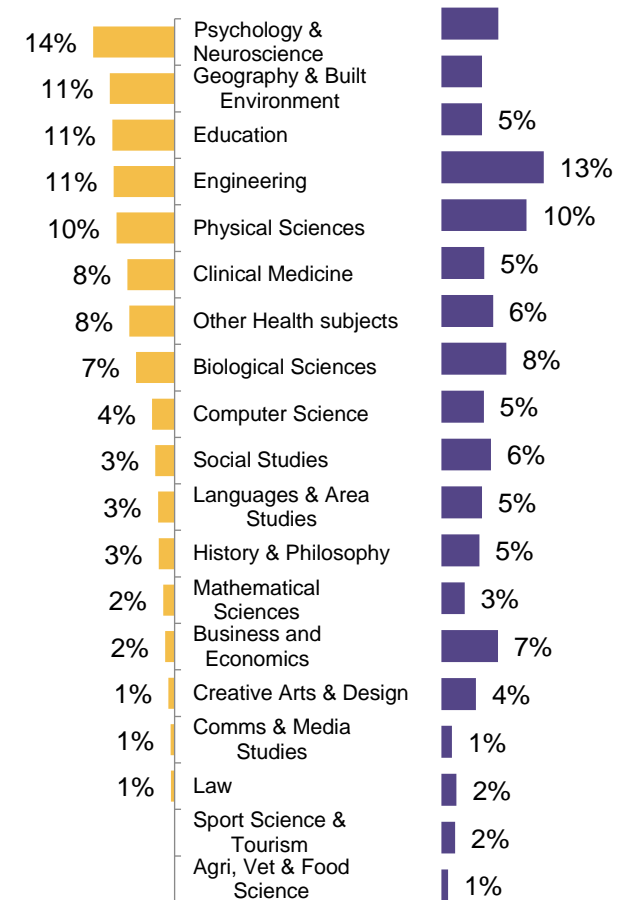
Student profile comparison

This page shows how the demographic profile of students responding to the survey studying at University College London compares with the Global upper quarter boundary. By discipline, the discipline which has the greatest difference between UCL and the Global upper quarter boundary is Psychology, Psychiatry and Neuroscience, with UCL having 7% more students studying within this discipline.

Key:



Discipline profile



Quarter methodology

The quarters are based on all institutions that have, on average, 23 valid responses or over to the questions making up the survey area. Quarters are only reported when there are a minimum of 8 institutions within an area.

For more on how the differences and quarters have been calculated, please refer to the statistics guide